





Business Software



W i n € U R

Fixed Assets



Accurately track the current situation of your fixed assets, depreciation.

www.git.ch

PRODUCT DESCRIPTION

«Fixed assets are considered as sustainable assets for a business or identifiable property assets with a positive economic value for the entity and which sustainably serves its activity. It is an element that generates a resource for the business and expects future economic benefits.»

WinEUR Fixed Assets software allows you to manage the corresponding assets to evaluate the value of the company as well as its inventory and depreciation. Fixed asset accounting aims to encompass all the elements of fixed assets necessary for operations.

WinEUR Fixed Assets is the solution to meet tax and accounting obligations applicable to your company's fixed assets, and also facilitate their management (insurance value, documents,...)

Your fixed asset data is created from purchase invoices entered into your accounting.

Through integration in the accounting software **WinEUR Accounting**, you can identify each fixed asset, track acquisitions, depreciations and sale as well as establishing budget forecasts for operating costs.

WinEUR Fixed Assets ascertains the situation of these elements in terms of nature, location, quantity and value. **WinEur Fixed Assets** provides the situation of fixed assets at the beginning and end of the accounting period and constitutes the central instrument for determining depreciations calculations.

WinEUR product line:

WinEUR Accounting - WinEUR Third party - WinEUR Analytic - WinEUR Budgets - WinEUR Consolidation - WinEUR Portfolio - WinEUR First - WinEUR Salaries - WinEUR Billing - WinEUR Billing & Stocks - WinEUR Time Sheet.

Amortissement des immobilisations

12000 CHF Immobilisations

Immobilisation	Description	Date début amortissement	Valeur d'acquisition	Amortissement exercice antérieur	No	Date comptabilisation	Amortissement CHF
12345	CHF Ordinateurs	03/04/07	10'000.00	(9'148.14)	1	03/04/10	851.86
888	CHF Fourgon Ford	01/02/08	10'000.00	(4'791.67)	1	31/12/10	1'250.00
BUREAU	CHF Bureau de la secrétaire	01/07/08	1'500.00	(750.00)	1	31/03/10	125.00
BUREAU	CHF Bureau de la secrétaire	01/07/08	1'500.00	(750.00)	2	30/06/10	125.00
BUREAU	CHF Bureau de la secrétaire	01/07/08	1'500.00	(750.00)	3	30/09/10	125.00
BUREAU	CHF Bureau de la secrétaire	01/07/08	1'500.00	(750.00)	4	31/12/10	125.00
VVV	CHF Nissan Micra	31/12/08	10'000.00	(2'005.56)	1	31/12/10	2'000.00
XXXX	CHF Ford Focus	01/01/08	10'000.00	(6'400.00)	1	31/12/10	3'500.00
Totaux							8'101.86

12002 CHF Mobilier de bureau

Immobilisation	Description	Date début amortissement	Valeur d'acquisition	Amortissement exercice antérieur	No	Date comptabilisation	Amortissement CHF
AABBCC	CHF nouvelle immo	01/07/10	1'500.00	0.00	1	31/12/10	250.00
Totaux							250.00

007001C10 - Fiche immobilisation [12000 CHF 888]

Immobilisation: 888 CHF


Compte collectif: 12000 CHF ? Immobilisations

Informations générales Amortissement comptable

Mode d'amortissement: Linéaire
 Nombre d'années: 4 Taux d'amortissement (%): 25
 Fréquence de comptabilisation: Annuelle
 Valeur résiduelle à conserver: 0.00
 Date début amortissement: 01/02/08
 Date fin amortissement: 01/02/12
 Montant investi: 10'000.00

Tableau d'amortissement comptable

Année	No	Amortissement antérieur	Amortissement calculé	Amortissement comptabilisé	Vendu	Reste à amortir	Nombre de jours
2008	1	0.00	2'291.67	2'291.67		7'708.33	330
2009	1	2'291.67	2'500.00	2'500.00		5'208.33	360
2010	1	4'791.67	2'500.00	1'250.00	3'958.33	0.00	360

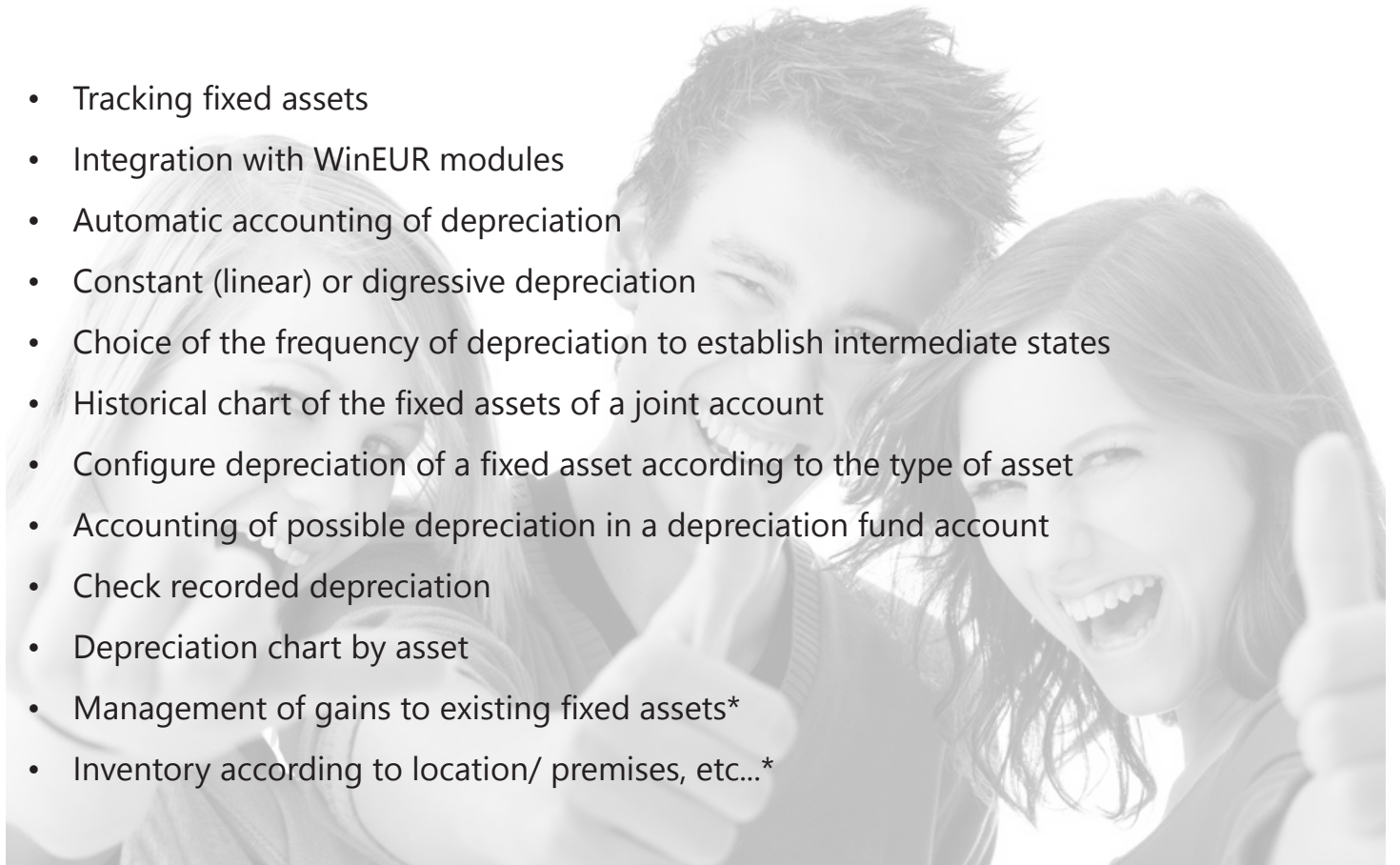


Fixed Assets

PRODUCT HIGHLIGHTS



- Tracking fixed assets
- Integration with WinEUR modules
- Automatic accounting of depreciation
- Constant (linear) or digressive depreciation
- Choice of the frequency of depreciation to establish intermediate states
- Historical chart of the fixed assets of a joint account
- Configure depreciation of a fixed asset according to the type of asset
- Accounting of possible depreciation in a depreciation fund account
- Check recorded depreciation
- Depreciation chart by asset
- Management of gains to existing fixed assets*
- Inventory according to location/ premises, etc...*





*** The functions described below are under consideration or in development. They will be available with following updates.**

Asset master record:

- Notion of insurance value (new value, replacement value).
- Location of the asset and record according to location (building, floor, a room, a cabinet,...)
- Documents. (expertise, registration, visits, plans, serial number, licences, user manuals).
- Additional fields specified by the user.

Columnar reports enabling

- Insurance value.
- Location, allowing for combinations, ex : by building, by floor, by premises, ...

Transactions

- Interim or updated (if applicable) book entries

Management of gains to existing fixed assets.

007001C10 - Amortissement des Immobilisations

Fichier

Paramètres Ecritures Résumé Imprimante

Date de comptabilisation
Du 01/01/10 Au 31/12/10

Filtrer sur les comptes d'immobilisations

Compte collectif

De l'immobilisation 12000 111 CHF A l'immobilisation 12010 IMM01 CHF

Une seule immobilisation CHF Amortissement à la date d'arrêt pour vente

Aperçu

007001C10 - Rapports matriciels - historique immobilisations.mtx

Fichier Affichage Outils Graphiques Aide

Au 31/12/10

	Acquisition	2008	2009	2010	Total
Bureau direction	1'000.00	(500.00)	(500.00)	0.00	0.00
Ordinateurs	7'518.52	(3'333.33)	(3'333.33)	(851.86)	0.00
Fourgon Ford	10'000.00	(2'291.67)	(2'500.00)	(5'208.33)	0.00
Outils	666.67	(333.33)	(333.34)	0.00	0.00
Meuble archives	1'500.00	0.00	0.00	(250.00)	1'250.00
Bureau de la secrétaire	1'500.00	(250.00)	(500.00)	(500.00)	250.00
Immeuble 01	1'000'000.00	(50'000.00)	(100'000.00)	(100'000.00)	750'000.00
Nissan Micra	10'000.00	(5.56)	(2'000.00)	(2'000.00)	5'994.44
Ford Focus	10'000.00	(4'000.00)	(2'400.00)	(3'500.00)	100.00
Total	1'042'185.19	(60'713.89)	(111'566.67)	(112'310.19)	757'594.44

Terminé.

