



SAAS SETUP INSTRUCTIONS

ASP4EXPERTS.CH

Summary

| | |
|----------------------|---|
| Summary..... | 2 |
| First login..... | 3 |
| Mozilla Firefox..... | 5 |
| Google Chrome..... | 7 |

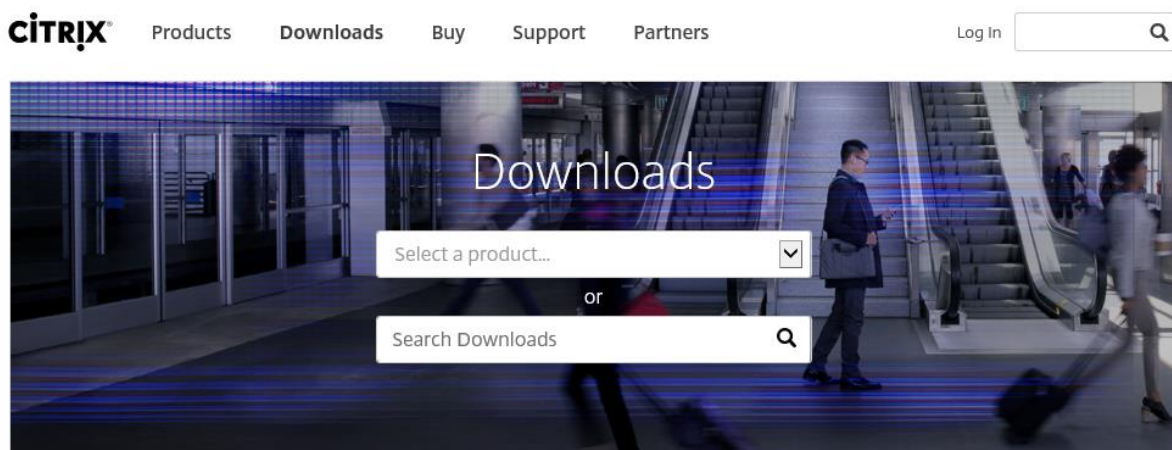
First login

During your first login on the ASP4EXPERTS.CH platform, you must install the *Citrix Receiver* client. This software is needed to execute your *WinEUR* applications.

Go to the main page of the SaaS system, <https://www.asp4experts.ch/>. A webpage invites you to install the *Citrix* client. Click on the *Install* button.



A Citrix website new window will be opened. Now you need to download the *Citrix Receiver* software. Click on the link at the center:

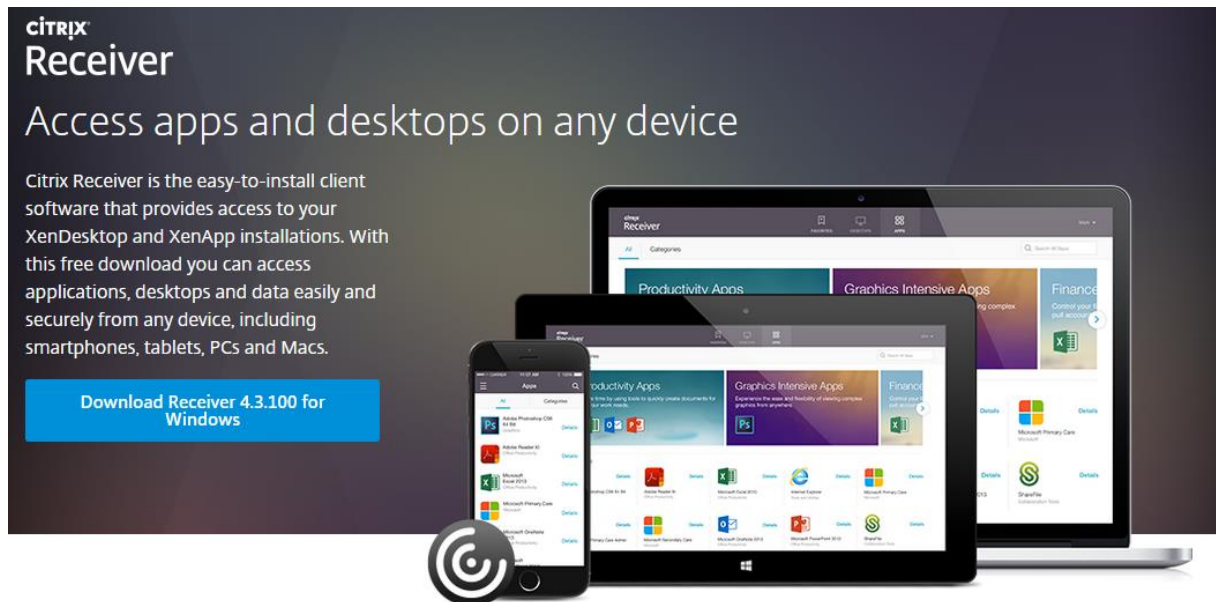


Looking for Citrix Receiver?

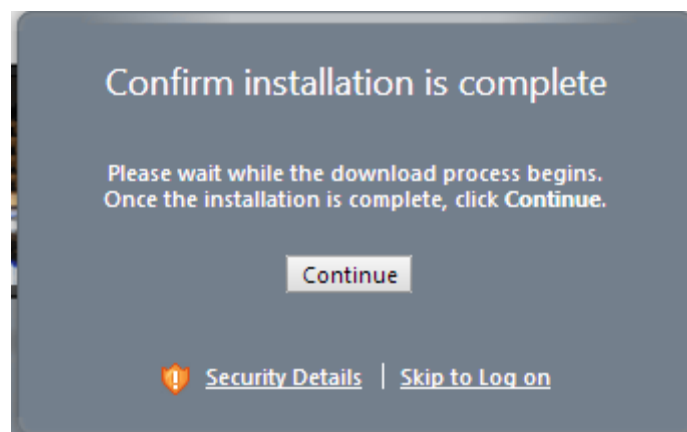
Download the free client software to access your apps and desktops.

[Download now >](#)

A download *Citrix* Receiver webpage is displayed. Click on the blue button to download and install the software.



After the software installation, you should go back to ASP4EXPERTS webpage and click to *Continue* for login.



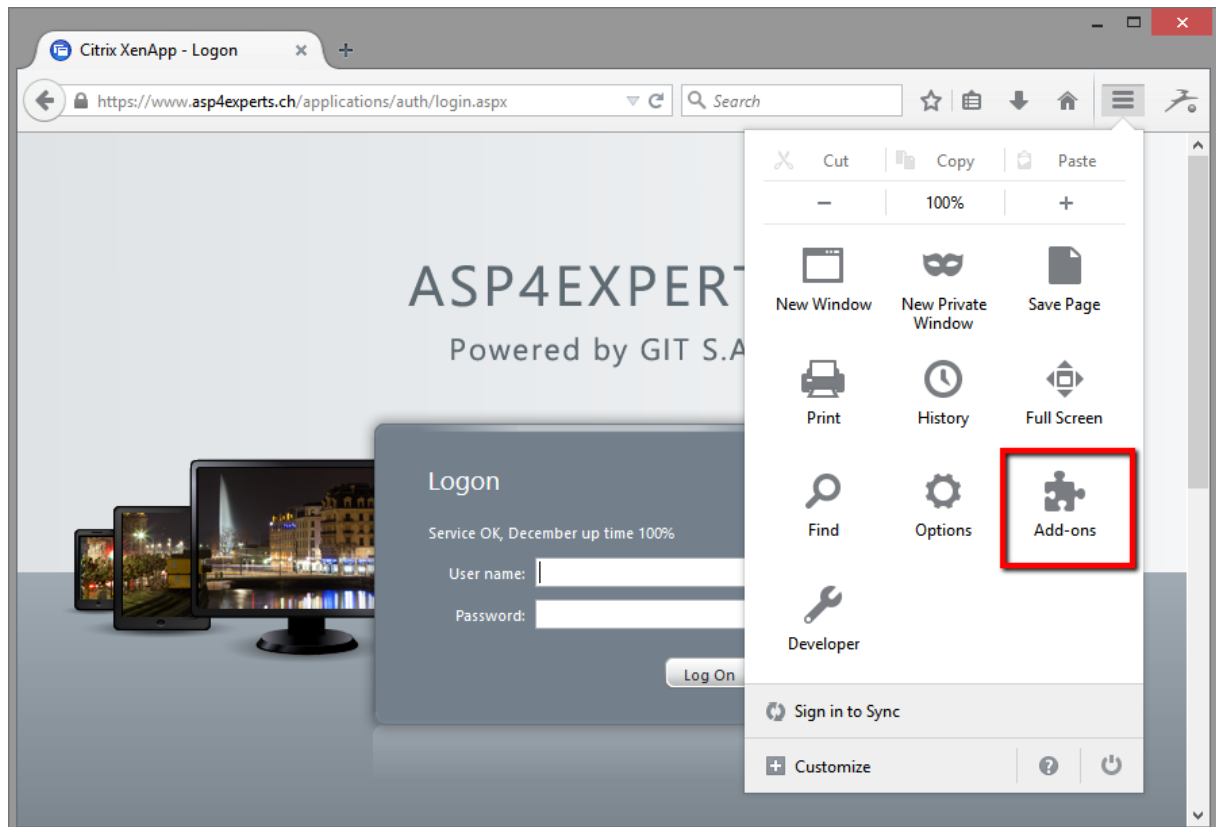
Now you can login to the system with your SaaS access and launch your *WinEUR* applications.

For installation issues or other questions, you can contact the support service by phone [+41 22 309 39 77](tel:+41223093977) or by mail sav@git.ch.

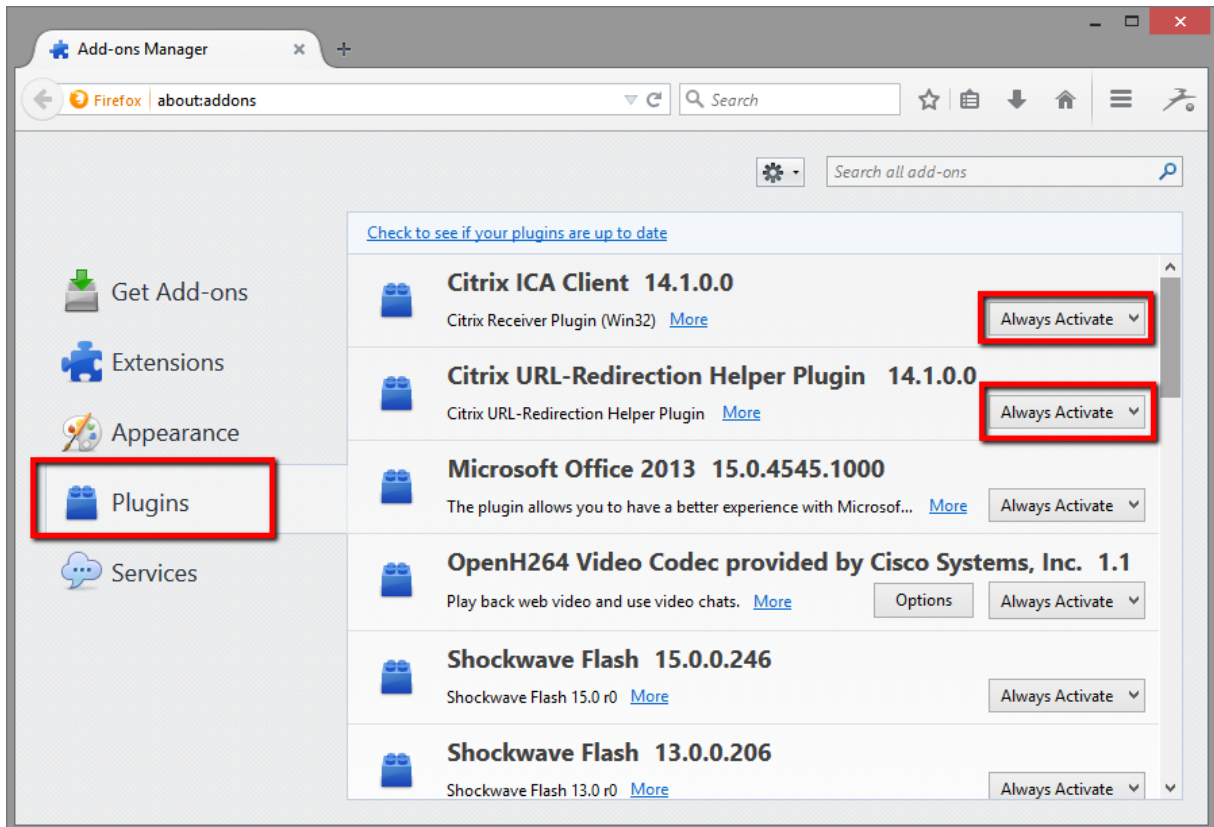
Mozilla Firefox

If you use Mozilla Firefox to launch your SaaS Application you need first to activate the Citrix Receiver Plugin.

Launch Mozilla Firefox, go on Menu (right side) and click on *Add-ons* :



On the next window, choose *Plugins* on the left side. Then, for all of the Citrix Plugins, please choose the option *Always Activate* :



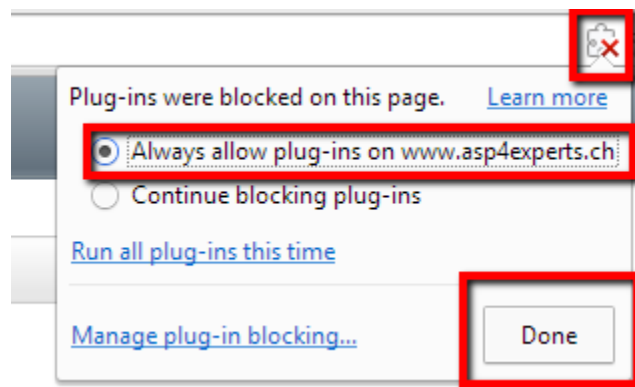
You can then close this window and go back on the ASP4Experts system.

Google Chrome

If you use Google Chrome to launch your SaaS Application you need first to activate the Citrix Receiver Plugin.

Launch Google Chrome and go to the following URL www.asp4experts.ch. Logon on the system and launch your *GIT SaaS Console* Application.

When you click on the application you have an icon, on the right of the address bar. Click to activate the Citrix Plugin for this website.



Now you can use your SaaS Applications normally.